

# 138-3173 ALTO® 1.28

# MANSFIELD®

Elongated Front, Vitreous China, Two-Piece Toilet

## FEATURES

- 3-bolt SmartFasten™ tank-to-bowl connection
- 1.28 gpf / 4.8 lpf high efficiency water consumption
- Uses 20% less water than conventional toilets
- Elongated front bowl
- 3-2" hybrid flapper flush valve
- Fluidmaster® anti-siphon pilot fill valve
- 10" rough-in
- Model 31 color-match, plastic trip lever
- 2" glazed trapway
- The Mansfield® Limited Lifetime Warranty
- Available in White, Biscuit, and Bone





**MODEL 138-3173**

Toilet seat not included



ELONGATED

## COMPONENTS

MODEL #	DESCRIPTION	CODES/STANDARDS
<b>138-3173</b>	Elongated front, two-piece toilet	 
<b>138</b>	Elongated front, toilet bowl only. Less toilet seat. Specify color.	
<b>3173</b>	Tank and cover only with left hand, front-mount, color-match, plastic trip lever. Fluidmaster® anti-siphon pilot fill valve. Less supply. Specify color.	
<b>TANK TRIM &amp; REPLACEMENT PARTS</b>		
<b>31</b>	Trip lever - color-match, plastic trip lever, left hand	
<b>228</b>	3-2" Hybrid flapper flush valve	
<b>400A</b>	Fluidmaster® anti-siphon pilot fill valve	
<b>2206</b>	Anti-siphon pilot fill valve (compatible replacement)	
<b>630-0207</b>	3" Replacement flapper kit	
<b>160-LID</b>	Tank lid	



# 138-3173 ALTO<sup>®</sup> 1.28



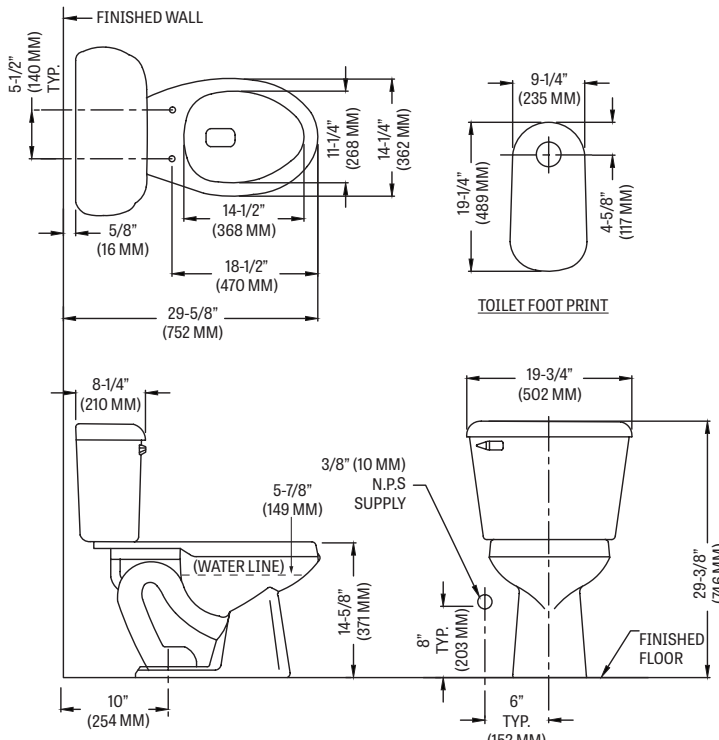
Elongated Front, Vitreous China, Two-Piece Toilet

## SPECIFICATIONS

MODEL #	DESCRIPTION	CODES/STANDARDS
138-3173	Elongated front (1.28 gpf / 4.8 lpf) two-piece toilet	 

MATERIAL	Vitreous China
WATER PRESSURE RANGE	20 to 80 PSI
FLUSH SYSTEM	3-2" Hybrid flapper flush valve
WATER USAGE	1.28 gpf / 4.8 lpf
WATER SURFACE AREA	9' X 10'
ROUGH-IN	10'
MAP RATING	800 grams

TRAP DIAMETER	2'
TRAP SEAL	2-1/2'
SHIPPING WEIGHT	Model 138 - 52 lbs. (23 kg) Model 3173 - 34 lbs. (15 kg)
WARRANTY	Vitreous China - Limited Lifetime Tank Trim - Limited One Year

TANK OPTIONS	TECHNICAL INFORMATION
<p><b>3173</b> Standard 1.28 gpf configuration: 3-2" hybrid flapper flush valve, Fluidmaster<sup>®</sup> anti-siphon pilot fill valve, left hand, color-match trip lever.</p> <p><b>3173RH</b> Variation of model 3173, with right hand, color-match trip lever.</p> <p><b>3165</b> Variation of model 3173, with cover lock.</p> <p><b>3174</b> Variation of model 3173, with tank liner.</p> <p><b>3120</b> Variation of model 3173, with left hand, chrome trip lever.</p>	<p><b>Note:</b> these dimensions are nominal and subject to change without notice.</p>  <p>The technical drawings include a side view of the toilet showing dimensions such as 5-1/2" (140 MM) TYP. for the seat height, 29-5/8" (752 MM) for the overall height, and 10" (254 MM) for the base width. A top view shows the toilet footprint with dimensions like 14-1/2" (368 MM) for the bowl width and 19-3/4" (502 MM) for the tank width. A side view of the tank shows a 3/8" (10 MM) N.P.S. supply connection and an 8" (203 MM) TYP. height for the tank base.</p>

Fixture performance and specifications meet or exceed ASME A112.19.2/CSA B45.1 standards, and other state and local codes.

